

Design

The Hallite 839 wiper is precision moulded in Hallite's high performance polyurethane – Hythane® 181 for maximum wear resistance, and is designed to exclude dirt and moisture from entering the cylinder and to collect traces of fluid passing the rod seal.

Opposite the wiper lip are two sealing lips accurately produced and proportioned to collect fluid passing the rod seal. To obtain stability and improve the seal the outside diameter is in interference with the housing.

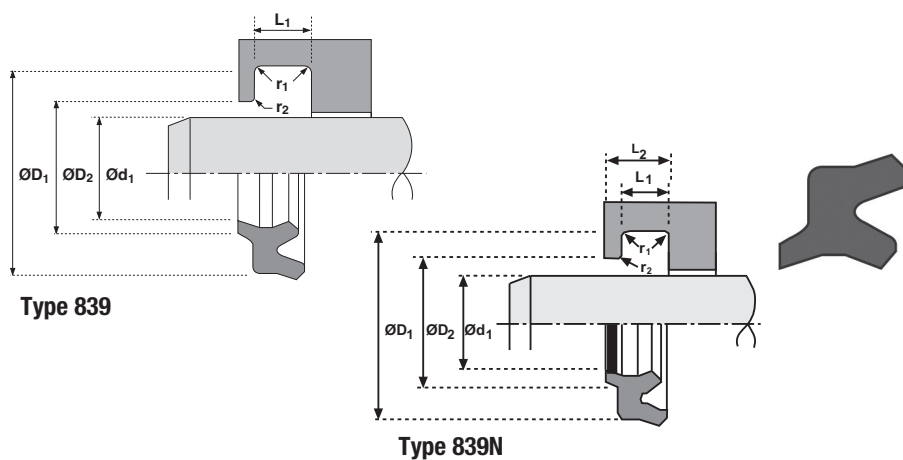
The Hallite 839N wiper is designed to suit popular Asian housing and has a textured wiping lip for improved performance.

NB: Part numbers suffixed by “+” indicate housing sizes to meet ISO 6195C.

A vent between the seal and the wiper is recommended to avoid a pressure trap.

Features

- Twin lips ensures drier sealing system
- Hard wearing material for long life
- ISO housing range (839)



Technical details

Operating conditions

Maximum Speed	4.0 m/sec
Temperature Range	-45°C +110°C

Surface roughness

	µmRa	µmRt
Dynamic Sealing Face Ød ₁	0.1 < > 0.4	4 max
Static Sealing Face ØD ₁ ØD ₂	1.6 max	10 max
Static Housing Faces L ₁	3.2 max	16 max

Chamfers & Radii

Rod Diameter Ød ₁ mm	≤ 90	> 90
Max Fillet Rad r ₁ mm	0.2	0.4
Max Fillet Rad r ₂ mm	0.4	0.4

Tolerances

	Ød ₁	ØD ₁	ØD ₂	L ₁
839 mm	f9	H11	H11	+0.2 -0
839N mm	f9	+0-0.2	+0.1	+0.4 -0

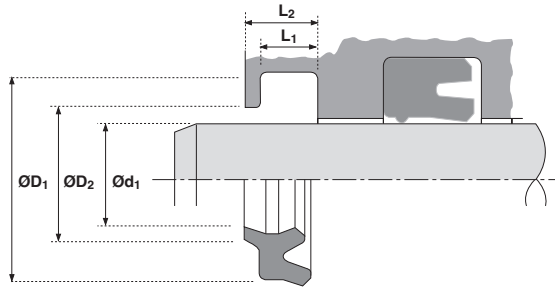
Metric

Inch

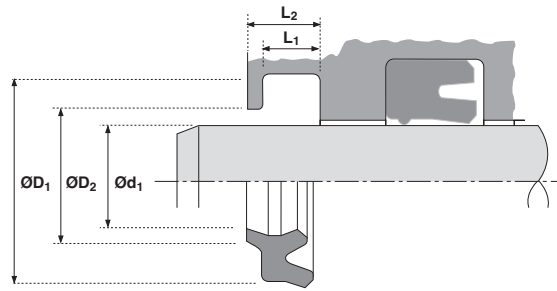
12.0 ft/sec
-50°F +230°F

µinCLA	µinRMS
4 < > 16	5 < > 18
63 max	70 max
125 max	140 max

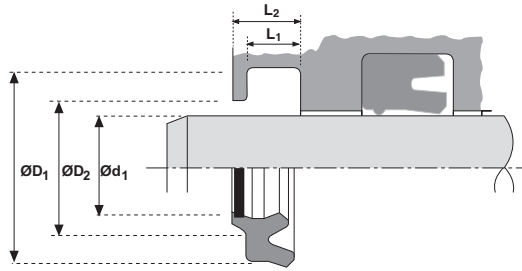




$\varnothing d_1$	TOL f9	$\varnothing D_1$	TOL H11	$\varnothing D_2$	TOL H11	L_1 +0.2 - 0	L_2	PART No.
12	-0.016 -0.059	18.0	+0.11 +0.00	14.5	+0.11 +0.00	4.0	7.0	4436800‡
14	-0.016 -0.059	20.0	+0.13 +0.00	16.5	+0.11 +0.00	4.0	7.0	4436900‡
15	-0.016 -0.059	22.0	+0.11 +0.00	18.0	+0.11 +0.00	3.8	6.0	4762300
18	-0.016 -0.059	24.0	+0.13 +0.00	20.5	+0.13 +0.00	4.0	7.0	4437000‡
20	-0.020 -0.072	26.0	+0.13 +0.00	22.5	+0.13 +0.00	4.0	7.0	4415000‡
22	-0.020 -0.072	28.0	+0.13 +0.00	24.5	+0.13 +0.00	4.0	7.0	4437100‡
25	-0.016 -0.059	31.0	+0.11 +0.00	27.5	+0.11 +0.00	4.0	7.0	4799700‡
28	-0.020 -0.072	36.0	+0.16 +0.00	31.0	+0.16 +0.00	5.0	8.0	4437200‡
30	-0.020 -0.072	38.0	+0.16 +0.00	33.0	+0.16 +0.00	5.0	8.0	4519200
32	-0.025 -0.087	40.0	+0.16 +0.00	35.0	+0.16 +0.00	5.0	8.0	4594000‡
36	-0.025 -0.087	44.0	+0.16 +0.00	39.0	+0.16 +0.00	5.0	8.0	4437300‡
40	-0.025 -0.087	48.0	+0.16 +0.00	43.0	+0.16 +0.00	5.0	8.0	4591600‡
45	-0.025 -0.087	53.0	+0.19 +0.00	48.0	+0.16 +0.00	5.0	8.0	4437400‡
50	-0.025 -0.087	58.0	+0.19 +0.00	53.0	+0.19 +0.00	5.0	8.0	4584400‡
55	-0.030 -0.104	65.0	+0.19 +0.00	58.0	+0.19 +0.00	6.0	9.7	4575200
56	-0.030 -0.104	66.0	+0.19 +0.00	59.0	+0.19 +0.00	6.0	9.7	4437500‡
60	-0.030 -0.104	70.0	+0.19 +0.00	63.0	+0.19 +0.00	6.0	9.7	4802400
65	-0.030 -0.104	75.0	+0.19 +0.00	68.0	+0.19 +0.00	6.0	9.7	4575300
70	-0.030 -0.104	80.0	+0.19 +0.00	73.0	+0.19 +0.00	6.0	9.7	4437600‡
90	-0.036 -0.123	100.0	+0.22 +0.00	93.0	+0.22 +0.00	6.0	9.7	4437700‡
110	-0.036 -0.123	125.0	+0.25 +0.00	114.0	+0.22 +0.00	8.5	13.0	4437800‡
130	-0.043 -0.143	142.0	+0.25 +0.00	135.0	+0.25 +0.00	8.2	11.0	4786300
140	-0.043 -0.143	155.0	+0.25 +0.00	144.0	+0.25 +0.00	8.5	13.0	4437900‡
150	-0.043 -0.143	165.0	+0.25 +0.00	154.0	+0.25 +0.00	8.5	13.0	4804200
180	-0.043 -0.143	196.0	+0.29 +0.00	184.0	+0.29 +0.00	9.5	14.0	4595600



$\varnothing d_1$	TOL f9	$\varnothing D_1$ +0 -0.2	$\varnothing D_2$ +0.1 -0.1	L_1 +0.4 -0	L_2	PART No
14	-0.016 -0.059	22.0	18.3	4.8	7.0	4632000
16	-0.016 -0.059	24.0	20.3	4.8	7.0	4632100
18	-0.016 -0.059	26.0	22.3	4.8	7.0	4630800
20	-0.020 -0.072	28.0	24.3	4.8	7.0	4630900
22.4	-0.020 -0.072	30.4	26.7	4.8	7.0	4630100
25	-0.020 -0.072	33.0	29.3	4.8	7.0	4631000
28	-0.020 -0.072	36.0	32.3	4.8	7.0	4631100
30	-0.020 -0.072	38.0	34.0	5.8	8.0	4630200
31.5	-0.025 -0.072	39.5	35.5	5.8	8.0	4632200
32	-0.025 -0.072	40.0	36.0	5.8	8.0	4632300
35	-0.025 -0.087	43.0	39.0	5.8	8.0	4630300
35.5	-0.025 -0.087	43.5	39.5	5.8	8.0	4630400
38	-0.025 -0.087	46.0	42.0	5.8	8.0	4632400
40	-0.025 -0.087	48.0	44.0	5.8	8.0	4630500
43	-0.025 -0.087	51.0	47.0	5.8	8.0	4634200
45	-0.025 -0.087	53.0	49.0	5.8	8.0	4630600
50	-0.025 -0.087	58.0	54.0	5.8	8.0	4630000
53	-0.030 -0.104	61.0	57.0	5.8	8.0	4632500
55	-0.030 -0.104	63.0	59.0	5.8	8.0	4630700
56	-0.030 -0.104	64.0	60.0	5.8	8.0	4632600
60	-0.030 -0.104	68.0	64.0	5.8	8.0	4631200
63	-0.030 -0.104	71.0	67.0	5.8	8.0	4632700
65	-0.030 -0.104	73.0	69.0	5.8	8.0	4631300
70	-0.030 -0.104	80.0	75.0	6.8	10.0	4631400
75	-0.030 -0.104	85.0	80.0	6.8	10.0	4631500



Ød ₁	TOL f9	ØD ₁ +0 -0.2	ØD ₂ +0.1 -0.1	L ₁ +0.4 -0	L ₂	PART No
80	-0.030 -0.104	90.0	85.0	6.8	10.0	4631600
85	-0.036 -0.123	95.0	90.0	6.8	10.0	4632900
90	-0.036 -0.123	100.0	95.0	6.8	10.0	4631700
95	-0.036 -0.123	105.0	100.0	6.8	10.0	4631900
100	-0.036 -0.123	110.0	105.0	6.8	10.0	4631800
110	-0.036 -0.123	120.0	115.0	6.8	10.0	4633000
112	-0.036 -0.123	122.0	117.0	6.8	10.0	4633100
120	-0.036 -0.123	130.0	125.0	6.8	10.0	4633700
125	-0.043 -0.143	138.0	132.0	7.8	11.0	4633200
130	-0.043 -0.143	143.0	137.0	7.8	11.0	4633800
136	-0.043 -0.143	149.0	143.0	7.8	11.0	4633300
140	-0.043 -0.143	153.0	147.0	7.8	11.0	4633400
145	-0.043 -0.143	158.0	152.0	7.8	11.0	4633500
150	-0.043 -0.143	163.0	157.0	7.8	11.0	4633900
160	-0.043 -0.143	174.0	167.0	7.8	11.0	4633600