

Design

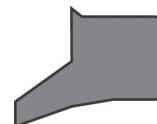
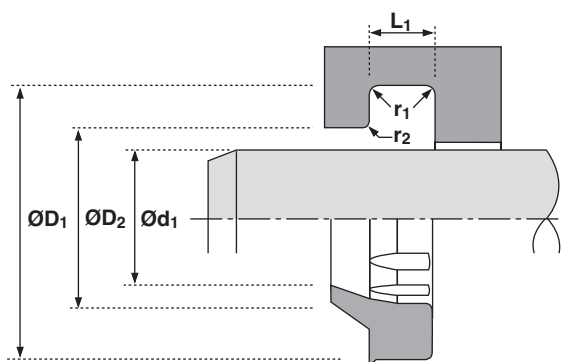
The Hallite 38 wiper has been designed so that the proportions of the wiping lip ensure it maintains contact with the rod surface to remove heavily deposited mud, ice etc. The outside diameter contacts the housing and has a sealing lip to prevent moisture entering the groove.

A polyester based material is used to provide a tough abrasion resistant wiper for the difficult conditions usually found in mining or earth moving applications. All the range can be used with a split housing, however, the majority can be installed in a blind housing with care.

NB: Part numbers suffixed by “‡” indicate housing sizes to meet ISO 6195A.

Features

- Outside lip for effective housing seal
- Pressure relief ribs
- Effective scraping lip



Technical details

Operating conditions

Maximum Speed	4.0 m/sec
Temperature Range	-40°C +120°C

Surface roughness

	µmRa	µmRt
Dynamic Sealing Face Ød ₁	0.1 < > 0.4	4 max
Static Sealing Face ØD ₁ ØD ₂	1.6 max	10 max
Static Housing Faces L ₁	3.2 max	16 max

Radii

Rod Diameter Ød ₁ mm	≤ 50	≤ 90
Max Fillet Rad r ₁ mm	0.4	0.4
Max Fillet Rad r ₂ mm	0.2	0.4

Tolerances

Ød ₁	ØD ₁	ØD ₂	L ₁ mm
f9	H11	H11	+0.2-0

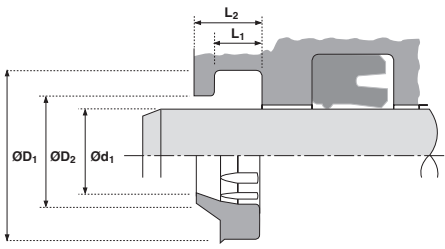
Inch

12.0 ft/sec
-40°F +250°F

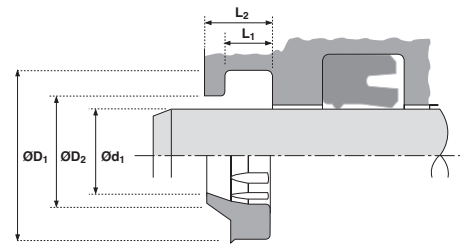
µinCLA	µinRMS
4 < > 16	5 < > 18
63 max	70 max
125 max	140 max

≤ 200	> 200
0.4	0.8
0.6	0.8

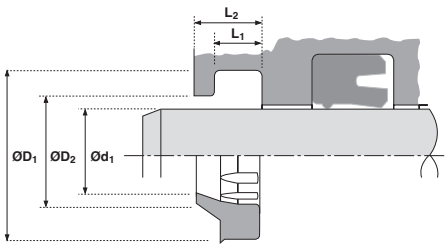




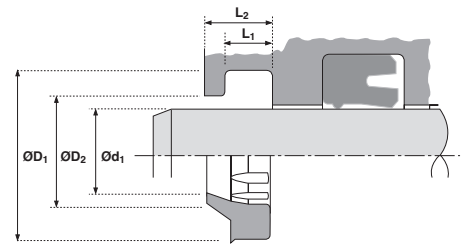
Ød_1	TOL f9	ØD_1	TOL H11	ØD_2	TOL H11	L_1 +0.2 - 0	L_2	PART NUMBER
18	-0.016 -0.059	24	+0.13 +0.00	21	+0.13 +0.00	5.0	7.0	4392000
20	-0.020 -0.072	28	+0.13 +0.00	25.5	+0.13 +0.00	5.0	8.0	4321900‡
22	-0.020 -0.072	30	+0.13 +0.00	27.5	+0.13 +0.00	5.0	8.0	4322000‡
25	-0.020 -0.072	33	+0.16 +0.00	30.5	+0.16 +0.00	5.0	8.0	6617700‡
28	-0.020 -0.072	36	+0.16 +0.00	33.5	+0.16 +0.00	5.0	8.0	6617800‡
30	-0.020 -0.072	38	+0.16 +0.00	35.5	+0.16 +0.00	5.0	8.0	4419200
30	-0.020 -0.072	41.2	+0.16 +0.00	37	+0.16 +0.00	7.5	10.0	4528900
32	-0.025 -0.087	40	+0.16 +0.00	37.5	+0.16 +0.00	5.0	8.0	6617900‡
35	-0.025 -0.087	43	+0.16 +0.00	40.5	+0.16 +0.00	5.0	8.0	4724800
36	-0.025 -0.087	44	+0.16 +0.00	41.5	+0.16 +0.00	5.0	8.0	6618000‡
40	-0.025 -0.087	48	+0.16 +0.00	45.5	+0.16 +0.00	5.0	8.0	6618100‡
40	-0.025 -0.087	50.6	+0.16 +0.00	43	+0.16 +0.00	5.3	7.0	4784100
41.28	-0.025 -0.087	49.28	+0.16 +0.00	46.8	+0.16 +0.00	5.0	8.0	4599900
45	-0.025 -0.087	53	+0.19 +0.00	50.5	+0.19 +0.00	5.0	8.0	6618200‡
45	-0.025 -0.087	55.6	+0.19 +0.00	48	+0.16 +0.00	5.3	7.0	4531201
50	-0.025 -0.087	58	+0.19 +0.00	55.5	+0.19 +0.00	5.0	8.0	6618300‡
50	-0.025 -0.087	58.6	+0.19 +0.00	53	+0.19 +0.00	5.3	7.0	4300400
50	-0.025 -0.087	60.6	+0.19 +0.00	53	+0.19 +0.00	5.3	7.0	4458000
55	-0.030 -0.104	65.6	+0.19 +0.00	58	+0.19 +0.00	5.3	7.0	4531401
56	-0.030 -0.104	66	+0.19 +0.00	63	+0.19 +0.00	6.3	10.0	6618400‡
56	-0.030 -0.104	66.6	+0.19 +0.00	59	+0.19 +0.00	5.3	7.0	4458100
60	-0.030 -0.104	70	+0.19 +0.00	66	+0.19 +0.00	5.3	7.0	4386200
60	-0.030 -0.104	70.0	+0.19 +0.00	67.0	+0.19 +0.00	6.3	10.0	4270200



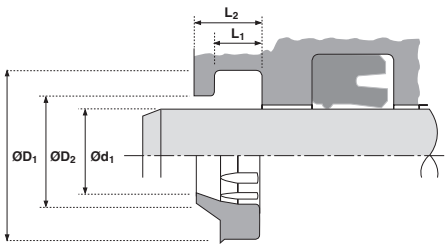
Ød_1	TOL f9	ØD_1	TOL H11	ØD_2	TOL H11	L_1 +0.2 - 0	L_2	PART NUMBER
60	-0.030 -0.104	70.6	+0.19 +0.00	63.0	+0.19 +0.00	5.3	7.0	4456400
63	-0.030 -0.104	73.0	+0.19 +0.00	70.0	+0.19 +0.00	6.3	10.0	6618500‡
63	-0.030 -0.104	73.6	+0.19 +0.00	66.0	+0.19 +0.00	5.3	7.0	4283600
65	-0.030 -0.104	75.0	+0.19 +0.00	72.0	+0.19 +0.00	6.3	10.0	4343800
65	-0.030 -0.104	75.6	+0.19 +0.00	68.0	+0.19 +0.00	5.3	7.0	4784200
70	-0.030 -0.104	80.0	+0.19 +0.00	77.0	+0.19 +0.00	6.3	10.0	6618600‡
70	-0.030 -0.104	80.6	+0.22 +0.00	73.0	+0.19 +0.00	5.3	7.0	4454000
70	-0.030 -0.104	82.2	+0.22 +0.00	76.0	+0.19 +0.00	7.2	12.0	4243900
75	-0.030 -0.104	83.6	+0.22 +0.00	78.0	+0.19 +0.00	5.3	7.0	4539500
75	-0.030 -0.104	85.0	+0.22 +0.00	82.0	+0.22 +0.00	6.3	10.0	4532500
75	-0.030 -0.104	87.2	+0.22 +0.00	81.0	+0.22 +0.00	7.2	12.0	4384400
80	-0.030 -0.104	90.0	+0.22 +0.00	87.0	+0.22 +0.00	6.3	10.0	6618700‡
80	-0.030 -0.104	91.0	+0.22 +0.00	85.0	+0.22 +0.00	7.5	11.0	4493200
80	-0.030 -0.104	92.2	+0.22 +0.00	86.0	+0.22 +0.00	7.2	12.0	4242800
82.6	-0.036 -0.123	92.2	+0.22 +0.00	85.7	+0.22 +0.00	5.3	7.1	4415500
85	-0.036 -0.123	93.6	+0.22 +0.00	88.0	+0.22 +0.00	5.3	7.0	4292100
85	-0.036 -0.123	97.2	+0.22 +0.00	91.0	+0.22 +0.00	7.2	12.0	4784300
85	-0.036 -0.123	98.0	+0.22 +0.00	92.0	+0.22 +0.00	7.5	11.5	4332800
88	-0.036 -0.123	100.2	+0.22 +0.00	94.0	+0.22 +0.00	7.2	12.0	4269400
90	-0.036 -0.123	100.0	+0.22 +0.00	97.0	+0.22 +0.00	6.3	10.0	6618800‡
90	-0.036 -0.123	102.2	+0.22 +0.00	96.0	+0.22 +0.00	7.2	12.0	4324500
95	-0.036 -0.123	107.2	+0.22 +0.00	101.0	+0.22 +0.00	7.2	12.0	6667600
100	-0.036 -0.123	110.6	+0.22 +0.00	104.0	+0.22 +0.00	5.3	7.0	4300200



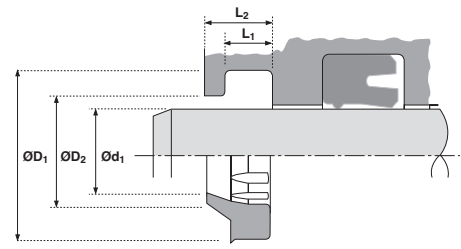
Ød_1	TOL f9	ØD_1	TOL H11	ØD_2	TOL H11	L_1 +0.2 - 0	L_2	PART NUMBER
100	-0.036 -0.123	112.2	+0.22 +0.00	106.0	+0.22 +0.00	7.2	12.0	4324600
100	-0.036 -0.123	115.0	+0.22 +0.00	110.0	+0.22 +0.00	9.5	14.0	6618900‡
101.6	-0.036 -0.123	116.6	+0.22 +0.00	111.6	+0.22 +0.00	9.5	14.0	6619010
105	-0.036 -0.123	113.0	+0.22 +0.00	110.5	+0.22 +0.00	5.0	8.0	4290300
105	-0.036 -0.123	120.0	+0.22 +0.00	112.0	+0.22 +0.00	7.2	12.0	4539100
110	-0.036 -0.123	122.2	+0.25 +0.00	116.0	+0.22 +0.00	7.2	12.0	4459200
110	-0.036 -0.123	125.0	+0.25 +0.00	120.0	+0.22 +0.00	9.5	14.0	6619000‡
115	-0.036 -0.123	127.2	+0.25 +0.00	121.0	+0.25 +0.00	7.2	12.0	4324800
120	-0.036 -0.123	132.2	+0.25 +0.00	126.0	+0.25 +0.00	7.2	12.0	4454300
120	-0.036 -0.123	135.0	+0.25 +0.00	130.0	+0.25 +0.00	9.5	14.0	4385600
125	-0.043 -0.143	133.0	+0.25 +0.00	130.8	+0.25 +0.00	5.3	7.0	4393000
125	-0.043 -0.143	137.2	+0.25 +0.00	131.0	+0.25 +0.00	7.7	12.0	4233500
125	-0.043 -0.143	140.0	+0.25 +0.00	135.0	+0.25 +0.00	9.5	14.0	6619100‡
125	-0.043 -0.143	140.0	+0.25 +0.00	132.6	+0.25 +0.00	10.2	16.0	4784400
128	-0.043 -0.143	143.0	+0.25 +0.00	138.0	+0.25 +0.00	9.5	14.0	4581800
130	-0.043 -0.143	142.2	+0.25 +0.00	136.0	+0.25 +0.00	7.2	12.0	4304300
130	-0.043 -0.143	145.0	+0.25 +0.00	137.6	+0.25 +0.00	10.2	16.0	4784500
132	-0.043 -0.143	144.2	+0.25 +0.00	138.0	+0.25 +0.00	7.2	12.0	4269500
135	-0.043 -0.143	150.0	+0.25 +0.00	145.0	+0.25 +0.00	9.5	14.0	4278700
140	-0.043 -0.143	148.6	+0.25 +0.00	143.0	+0.25 +0.00	5.3	7.0	4763800
140	-0.043 -0.143	152.2	+0.25 +0.00	146.0	+0.25 +0.00	7.7	12.0	4324900
140	-0.043 -0.143	155.0	+0.25 +0.00	150.0	+0.25 +0.00	9.5	14.0	6619200‡
140	-0.043 -0.143	155.0	+0.25 +0.00	147.6	+0.25 +0.00	10.2	16.0	4784600



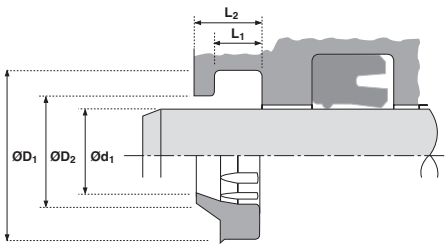
Ød_1	TOL f9	ØD_1	TOL H11	ØD_2	TOL H11	L_1 +0.2 - 0	L_2	PART NUMBER
145	-0.043 -0.143	153.6	+0.25 +0.00	148.0	+0.25 +0.00	5.3	7.0	4732200
145	-0.043 -0.143	160.0	+0.25 +0.00	155.0	+0.25 +0.00	9.5	14.0	4560600
150	-0.043 -0.143	162.2	+0.25 +0.00	156.0	+0.25 +0.00	7.7	12.0	4278900
150	-0.043 -0.143	165.0	+0.25 +0.00	158.0	+0.25 +0.00	7.2	12.0	6668500
150	-0.043 -0.143	165.0	+0.25 +0.00	157.6	+0.25 +0.00	10.2	16.0	4342500
150	-0.043 -0.143	166.0	+0.25 +0.00	161.0	+0.25 +0.00	8.0	12.0	4336700
155	-0.043 -0.143	163.0	+0.25 +0.00	160.5	+0.25 +0.00	5.0	8.0	4290200
155	-0.043 -0.143	167.2	+0.25 +0.00	161.0	+0.25 +0.00	7.7	12.0	4288200
155	-0.043 -0.143	175.0	+0.25 +0.00	165.0	+0.25 +0.00	10.2	18.0	4226400
160	-0.043 -0.143	172.2	+0.25 +0.00	166.0	+0.25 +0.00	7.7	12.0	4405700
160	-0.043 -0.143	175.0	+0.25 +0.00	170.0	+0.25 +0.00	9.5	14.0	6619300‡
160	-0.043 -0.143	175.0	+0.25 +0.00	167.6	+0.25 +0.00	10.2	16.0	4454100
165	-0.043 -0.143	180.0	+0.25 +0.00	175.0	+0.25 +0.00	9.5	14.0	4537000
170	-0.043 -0.143	180.6	+0.29 +0.00	174.0	+0.25 +0.00	5.3	7.0	4732300
170	-0.043 -0.143	182.2	+0.29 +0.00	176.0	+0.25 +0.00	7.7	12.0	4233600
170	-0.043 -0.143	185.0	+0.29 +0.00	180.0	+0.25 +0.00	9.5	14.0	4745100
177	-0.043 -0.143	192.0	+0.29 +0.00	187.0	+0.29 +0.00	9.5	14.0	4287900
180	-0.043 -0.143	195.0	+0.29 +0.00	190.0	+0.29 +0.00	9.5	14.0	6619400‡
180	-0.043 -0.143	200.0	+0.29 +0.00	190.0	+0.29 +0.00	10.2	18.0	4460900
185	-0.050 -0.165	200.0	+0.29 +0.00	192.6	+0.29 +0.00	10.2	16.0	4777300
185	-0.050 -0.165	205.0	+0.29 +0.00	195.0	+0.29 +0.00	10.2	18.0	4776100
190	-0.050 -0.165	198.6	+0.29 +0.00	193.0	+0.29 +0.00	5.3	7.0	4771100
190	-0.050 -0.165	205.0	+0.29 +0.00	200.0	+0.29 +0.00	9.5	14.0	4753100



Ød_1	TOL f9	ØD_1	TOL H11	ØD_2	TOL H11	L_1 +0.2 - 0	L_2	PART NUMBER
190	-0.050 -0.165	210.0	+0.29 +0.00	200.0	+0.29 +0.00	10.2	18.0	4781000
195	-0.050 -0.165	210.0	+0.29 +0.00	202.5	+0.29 +0.00	10.2	16.0	4325100
200	-0.050 -0.165	208.6	+0.29 +0.00	203.0	+0.29 +0.00	5.3	7.0	4391600
200	-0.050 -0.165	215.0	+0.29 +0.00	210.0	+0.29 +0.00	9.5	14.0	6619500‡
200	-0.050 -0.165	220.0	+0.29 +0.00	210.0	+0.29 +0.00	10.2	18.0	4387100
205	-0.050 -0.165	213.6	+0.29 +0.00	208.0	+0.29 +0.00	5.3	7.0	4773800
205	-0.050 -0.165	220.0	+0.29 +0.00	215.0	+0.29 +0.00	9.5	14.0	4560500
210	-0.050 -0.165	225.0	+0.29 +0.00	220.0	+0.29 +0.00	9.5	14.0	4598000
210	-0.050 -0.165	226.0	+0.29 +0.00	221.0	+0.29 +0.00	9.0	12.0	4336600
210	-0.050 -0.165	230.0	+0.29 +0.00	220.0	+0.29 +0.00	10.2	18.0	4325300
212	-0.050 -0.165	232.0	+0.29 +0.00	225.5	+0.29 +0.00	12.5	18.0	4293900
220	-0.050 -0.165	235.0	+0.29 +0.00	227.6	+0.29 +0.00	10.2	16.0	4325400
220	-0.050 -0.165	240.0	+0.29 +0.00	230.0	+0.29 +0.00	10.2	18.0	4799000
220	-0.050 -0.165	240.0	+0.29 +0.00	233.5	+0.29 +0.00	12.5	18.0	6619600‡
225	-0.050 -0.165	240.0	+0.29 +0.00	235.0	+0.29 +0.00	9.5	14.0	4287800
225	-0.050 -0.165	245.0	+0.29 +0.00	235.0	+0.29 +0.00	10.2	18.0	4325500
230	-0.050 -0.165	238.6	+0.29 +0.00	233.0	+0.29 +0.00	5.3	7.0	4514000
230	-0.050 -0.165	245.0	+0.29 +0.00	240.0	+0.29 +0.00	9.5	14.0	4767400
230	-0.050 -0.165	246.0	+0.29 +0.00	240.7	+0.29 +0.00	7.5	12.0	4290700
230	-0.050 -0.165	250.0	+0.29 +0.00	240.0	+0.29 +0.00	10.2	18.0	4325600
235	-0.050 -0.165	255.0	+0.32 +0.00	245.0	+0.29 +0.00	10.2	18.0	4325700
240	-0.050 -0.165	255.0	+0.32 +0.00	250.0	+0.29 +0.00	9.5	14.0	4745200
240	-0.050 -0.165	260.0	+0.32 +0.00	250.0	+0.29 +0.00	10.2	18.0	4520900



Ød_1	TOL f9	ØD_1	TOL H11	ØD_2	TOL H11	L_1 +0.2 - 0	L_2	PART NUMBER
240	-0.050 -0.165	260.0	+0.32 +0.00	253.5	+0.29 +0.00	12.5	18.0	4787100
245	-0.050 -0.165	265.0	+0.32 +0.00	258.5	+0.32 +0.00	12.5	18.0	4539600
250	-0.050 -0.165	270.0	+0.32 +0.00	260.0	+0.32 +0.00	10.2	18.0	4460100
250	-0.050 -0.165	270.0	+0.32 +0.00	263.5	+0.32 +0.00	12.5	18.0	6619700‡
255	-0.056 -0.186	270.0	+0.32 +0.00	265.0	+0.32 +0.00	9.5	14.0	4578200
260	-0.056 -0.186	275.0	+0.32 +0.00	270.0	+0.32 +0.00	9.5	14.0	4573100
260	-0.056 -0.186	280.0	+0.32 +0.00	270.5	+0.32 +0.00	10.2	18.0	4325900
265	-0.056 -0.186	280.0	+0.32 +0.00	272.6	+0.32 +0.00	10.2	16.0	4762900
265	-0.056 -0.186	285.0	+0.32 +0.00	275.0	+0.32 +0.00	10.2	15.0	4560400
270	-0.056 -0.186	278.6	+0.32 +0.00	273.0	+0.32 +0.00	5.3	7.0	4391700
270	-0.056 -0.186	286.0	+0.32 +0.00	280.7	+0.32 +0.00	7.5	12.0	4786400
275	-0.056 -0.186	295.0	+0.32 +0.00	285.0	+0.32 +0.00	10.2	15.0	4807400
280	-0.056 -0.186	295.0	+0.32 +0.00	290.0	+0.32 +0.00	9.5	14.0	4716100
280	-0.056 -0.186	300.0	+0.32 +0.00	290.0	+0.32 +0.00	10.2	15.0	4763900
285	-0.056 -0.186	300.0	+0.32 +0.00	295.0	+0.32 +0.00	9.5	14.0	4767300
285	-0.056 -0.186	305.0	+0.32 +0.00	298.5	+0.32 +0.00	12.5	18.0	4537100
288	-0.056 -0.186	308.0	+0.32 +0.00	301.5	+0.32 +0.00	10.2	15.0	4265300
290	-0.056 -0.186	310.0	+0.32 +0.00	303.5	+0.32 +0.00	12.5	18.0	4467300
295	-0.056 -0.186	315.0	+0.32 +0.00	308.5	+0.32 +0.00	12.5	18.0	4598100
300	-0.056 -0.186	316.0	+0.36 +0.00	310.7	+0.32 +0.00	7.5	12.0	4290800
300	-0.056 -0.186	320.0	+0.36 +0.00	313.5	+0.32 +0.00	12.5	18.0	4525300
305	-0.056 -0.186	325.0	+0.36 +0.00	318.5	+0.36 +0.00	12.5	18.0	4473200
320	-0.062 -0.202	340.0	+0.36 +0.00	330.0	+0.36 +0.00	10.2	18.0	4454200



Ød ₁	TOL f ₉	ØD ₁	TOL H11	ØD ₂	TOL H11	L ₁ +0.2 - 0	L ₂	PART NUMBER
325	-0.062 -0.202	345.0	+0.36 +0.00	335.0	+0.36 +0.00	10.2	18.0	4801100
330	-0.062 -0.202	346.0	+0.36 +0.00	340.7	+0.36 +0.00	7.5	12.0	4587300
335	-0.062 -0.202	355.0	+0.36 +0.00	345.0	+0.36 +0.00	10.2	18.0	4776800
340	-0.062 -0.202	360.0	+0.36 +0.00	350.0	+0.36 +0.00	10.2	18.0	4732500
350	-0.062 -0.202	370.0	+0.36 +0.00	360.0	+0.36 +0.00	10.2	18.0	4717900
355	-0.062 -0.202	375.0	+0.36 +0.00	365.0	+0.36 +0.00	10.2	18.0	4578300
360	-0.062 -0.202	380.0	+0.36 +0.00	370.0	+0.36 +0.00	10.2	18.0	4781200
370	-0.062 -0.202	390.0	+0.36 +0.00	383.5	+0.36 +0.00	12.5	18.0	4579800
370	-0.062 -0.202	390.0	+0.36 +0.00	380.0	+0.36 +0.00	10.2	18.0	4763000
380	-0.062 -0.202	400.0	+0.36 +0.00	393.5	+0.36 +0.00	12.5	18.0	4752100
390	-0.062 -0.202	410.0	+0.40 +0.00	400.0	+0.36 +0.00	10.2	18.0	4851600
395	-0.062 -0.202	415.0	+0.40 +0.00	405.0	+0.40 +0.00	10.2	18.0	4807200
400	-0.062 -0.202	420.0	+0.40 +0.00	410.0	+0.40 +0.00	10.2	18.0	4769900
415	-0.068 -0.223	435.0	+0.40 +0.00	425.0	+0.40 +0.00	10.2	18.0	4820800
445	-0.068 -0.223	465.0	+0.40 +0.00	455.0	+0.40 +0.00	10.2	18.0	4838400
455	-0.068 -0.223	475.0	+0.40 +0.00	465.0	+0.40 +0.00	10.2	18.0	4777900
460	-0.068 -0.223	490.0	+0.40 +0.00	475.0	+0.40 +0.00	15.0	25.0	4849800
470	-0.068 -0.223	490.0	+0.40 +0.00	480.0	+0.40 +0.00	10.2	18.0	4814800